

## Do you love keeping an eye on your competitors?

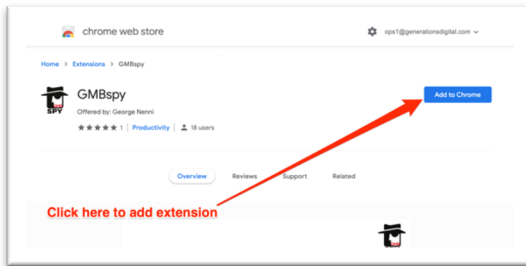
*Just wait until you try GMBspy. With one simple click, we show you the current categories for any GMB page. See why competitors may be potentially winning in local search.*



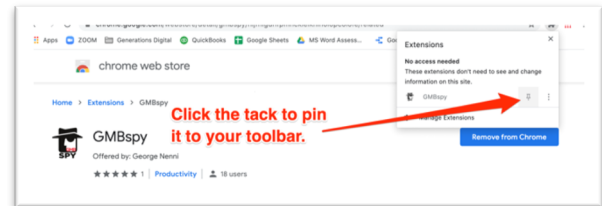
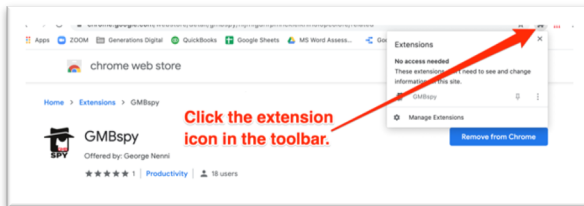
**For technical support on GMBspy, Tweet to @generationsdig**

First go to <http://bit.ly/GMBspy> to download the extension in Chrome. Use the following instructions to set up the extension. Remember you have to use Google Chrome as your browser. The extension works on google.com/maps URLs as well as google.com/search.

Click on the “Add to Chrome” button.



Use the extension icon, then click the thumbtack, to add GMBspy to your toolbar.



Now you are ready to use the extension. Simply select any GMB page, then fire the GMBspy extension to view current categories.

